

ROYAL MTC MANITOBA THEATRE CENTRE

Visual Guide



I am going to the Royal Manitoba Theatre Centre's Mainstage to see a play! This book will give me information about what to expect when I go.

Sometimes the theatre is called "Royal MTC" or "MTC." These names all mean the same thing.

The photos in this guide were taken in different seasons! In the pictures I might see different weather or people in winter or summer clothing, even though that isn't when my show is.

Where is the Royal Manitoba Theatre Centre?

The Royal MTC Mainstage is also called the John Hirsch Mainstage. It is located at 174 Market Avenue.

This is the front of Royal MTC, viewed from Market Ave.



Photos by Jerry Grajewski

Front
Entrance

At the other side of the building from the front door is the Stage Door entrance. When I come to a show, I can use this entrance only if I already have my ticket. It is locked during the day.



Around the corner is Rorie Street. When I come to a show, I can use this entrance only if I already have my ticket. It is locked during the day.



Photos by Jerry Grajewski

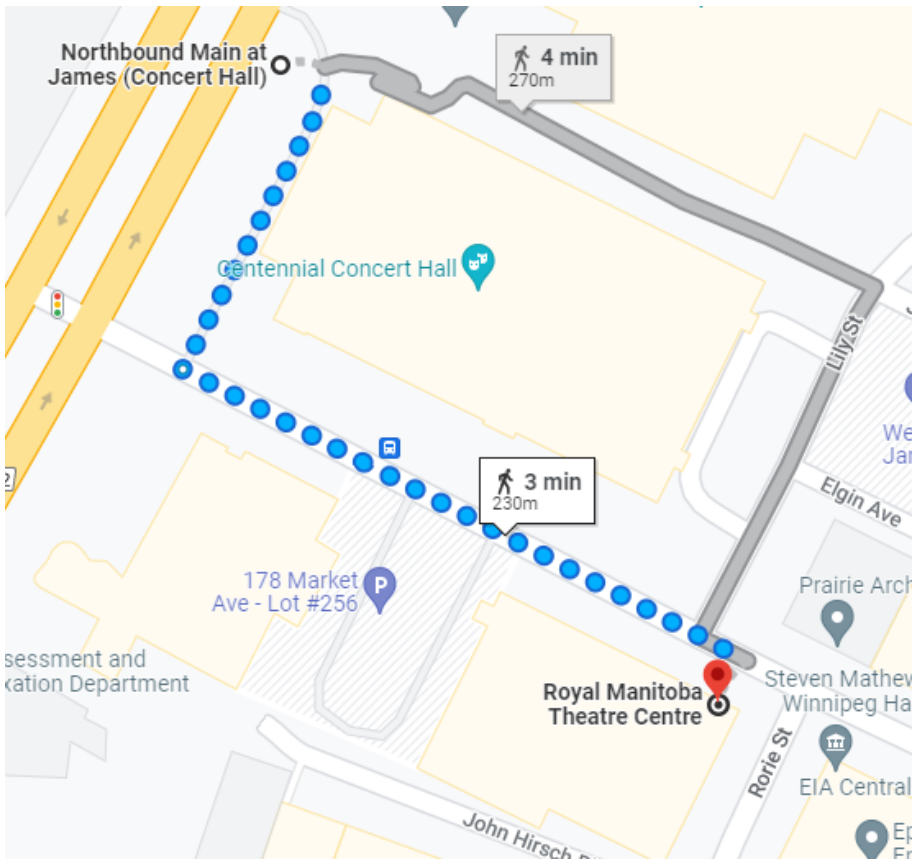
Getting Here

I can get to Royal MTC by taking a bicycle, bus, taxi, or personal vehicle.

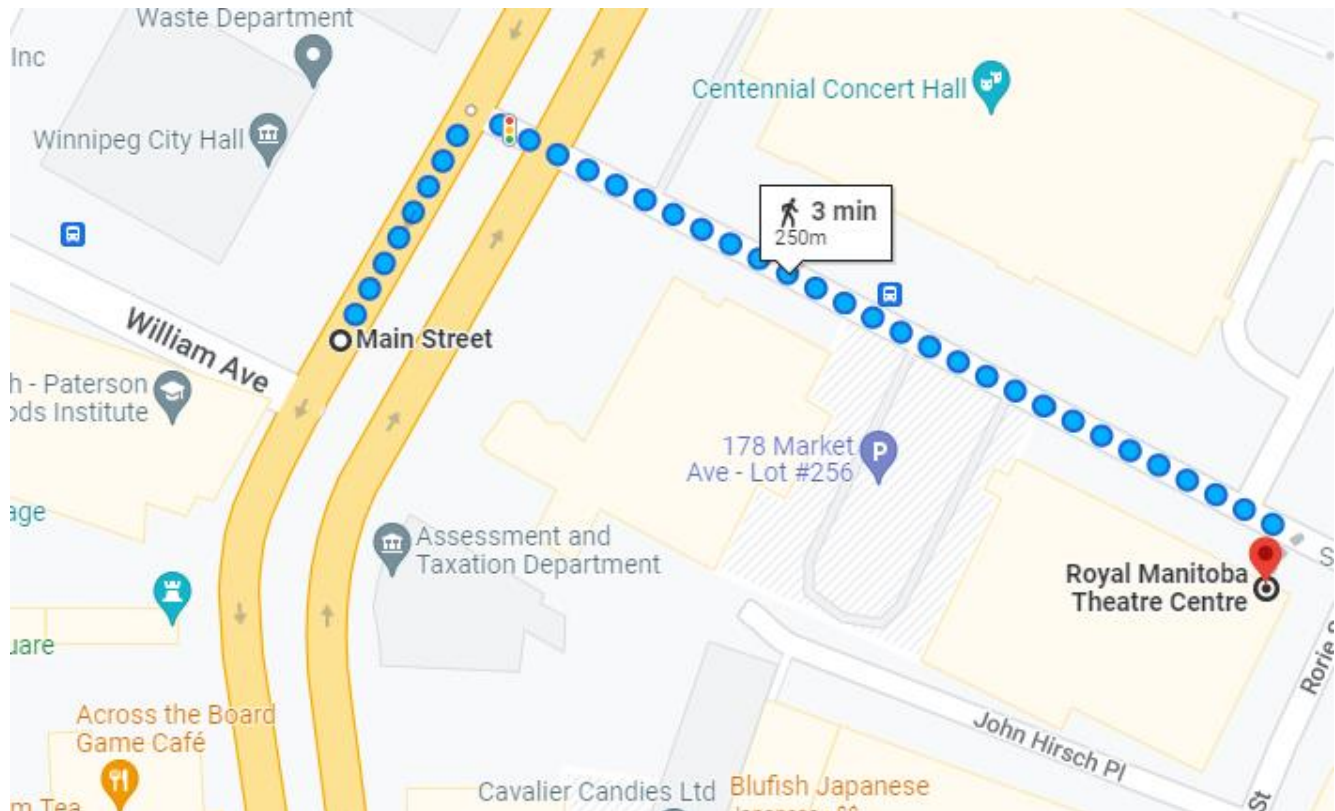

Nearby bike racks are located along Market Avenue, across the street from Royal MTC.



There are many bus routes that stop near MTC!
If I'm coming from the south, I will get off the bus at stop number **10629 – Main at James: Concert Hall**. Bus routes 11, 13, 16, 18, 20, 21, 22, 24, 25 28, 31, 32, 35, 40, 41, 42, 44, 45, 46, 47, 48, 58, and 67 stop in front of the Concert Hall on Main Street. From here I will cross Market Ave and walk a short distance to MTC.



If I'm coming from the north, I can get off the bus at stop number **10635 – Southbound Main at William: City Hall**. Bus routes 11, 15, 16, 18, 20, 32, 25, 40, 41, 42, 44, 45, 46, 47, and 48 stop here. I will cross Main Street at the crosswalk to get to MTC.



Another nearby bus stop is number **100719, Market at Main**. The bus numbers 21, 22, 24, 25, 28, 31, 58, and 67 stop here – but they are express buses so they only run at certain times of the day. I will cross Market Avenue at the crosswalk to get to MTC.

MTC

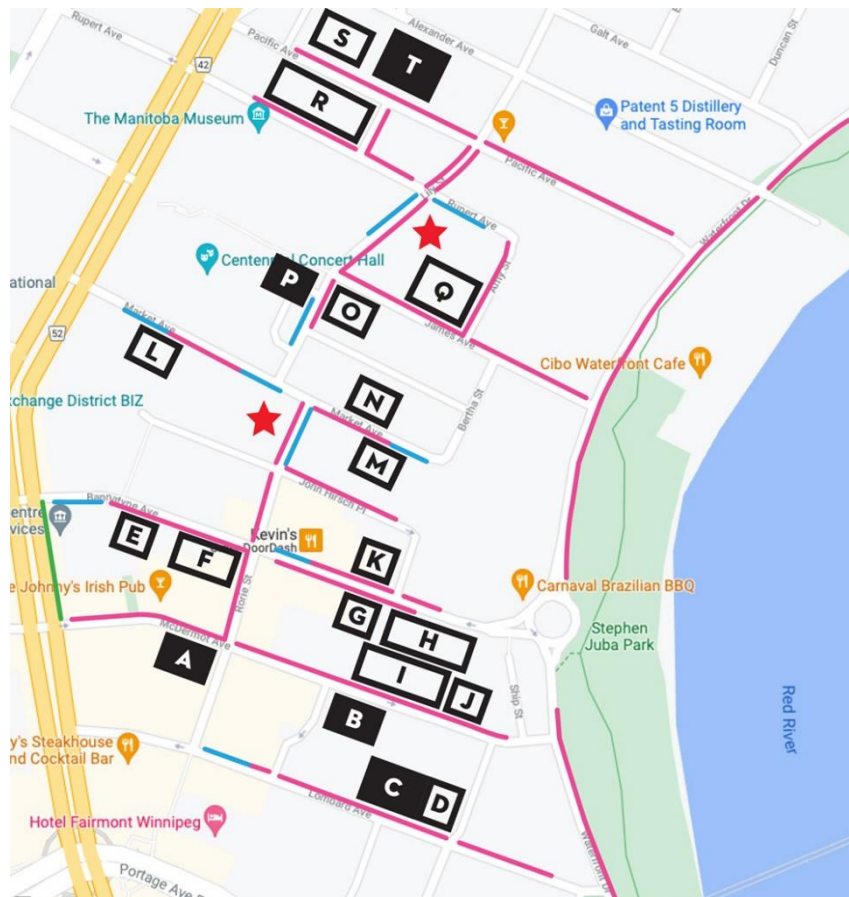


I can be dropped off or picked up by taxi or other car along Market Avenue.



Photo by Jerry Grajewski

I can also drive myself in my personal vehicle. Parking can be difficult to find sometimes, so I should allow extra time for this. This map shows some of the places I can park. The black filled rectangles are parking garages. The white rectangles are surface parking lots. These cost money to park in. The blue lines are spots for accessible street parking. The pink lines are also street parking. These spots cost money on weekdays and Saturdays, but are free in the evenings and on Sundays. More details are available at <https://royalmtc.ca/Your-Visit/Parking-Map.aspx> There is also an interactive tool at <https://en.parkopedia.ca/parking/winnipeg/> that can help me find parking.



Before The Play Starts

When I arrive, I will enter through the front doors. I can arrive up to 1 hour before the play begins. There are no stairs to get through the front doors.



The Box Office is where I can buy tickets if I have not done that already, or where I can pick up my tickets I have already bought if that was the option I chose.



The Box Office is on the left when I enter the front doors. I may have to stand in line to get my ticket. If I am buying my ticket here, I can pay with cash, debit, or credit.

If my ticket was mailed or printed at home, I do not need to stop at the box office!

A ticket to the play looks like this. It gives me information about where I will sit.

ROYAL MANITOBA THEATRE CENTRE
Mark Crauford's
THE NEW CANADIAN CURLING CLUB
John Hirsch Mainstage 2019/20
174 Market Avenue
Friday Evening
February 28, 2020 7:30 PM
Patron ID # 22977
1156103
ROYALMTC.CA
3317326

LOCATION	EVENT / PERFP
Main L	MP04-18
ROW	LOCATION
3	Main L
SEAT	ROW / SEAT
19	3 / 19
SECTION	TOTAL
B	NO EXCHANGES

Callout boxes and arrows:
 - "Door to go through to find my seat" points to "Main L".
 - "Row number" points to "3".
 - "Seat number" points to "19".

This is your ticket. There is one page for each ticket.
Tickets can be printed off at home or scanned from your phone. If you do not have access to print your tickets or do not wish to use your phone, please contact us for a hard copy.

Account number
Order number
Your name here
Price

9900000303511234567


THE SECRET TO GOOD TEA
John Hirsch Mainstage
Wednesday March 22, 2023 7:30 PM
MANITOBA THEATRE CENTRE

Main L
5
26



Callout boxes and arrows:
 - "Door to go through to find my seat" points to "Main L".
 - "Row number" points to "5".
 - "Seat number" points to "26".

MTC Box Office - 174 Market Avenue, Winnipeg MB R3B 0P8 royalmtc.ca
Phone: 942-6537 Toll Free: 1-877-446-4500 Email: boxoffice@royalmtc.ca
The John Hirsch Mainstage - 174 Market Avenue
The Tom Hendry Warehouse - 140 Rupert Avenue
12345678

There are many people at the theatre that can answer my questions and help me. They are called volunteers. Volunteers will be wearing all black or a white shirt and black pants, and badges that look like these:



I will show my ticket to the volunteer at the door, and they will scan it with a machine.



Depending on when I arrive, there may be a lot of people in the building, or just a few. If I need help in the crowd, I can always ask a volunteer.

There might be music playing in the lobby, or people talking. Sometimes sound in the lobby can echo. The lights are not very bright.

I will enter the waiting area called the **lobby**. I can sit or stand. I can use the washroom. I can buy a drink or a snack.

This is what the lobby looks like when there are no people in it.



One of the walls in the lobby has a waterfall flowing down it. I might hear the water make a splashing or flowing sound, or the pump make a humming sound. I can sit on the bench in front of the waterfall.



Across from the waterfall, I can buy a drink at this bar, with alcohol or without, and candy, ice cream, or small snacks.




Around the corner at this bar, to the left of the main doors, I can buy coffee, hot chocolate, tea, or candy.




I can take my drink into the theatre during the performance, but I can only eat food in the lobby.

If I want to, I can leave my coat at one of the coat racks. To get to these, I would turn right when I come in the entrance. Coat racks are next to the coffee bar.



There are three bathrooms on the main floor. They are on the right side of the lobby, the same side as the coat racks. One is for women. One is for men. One is called gender inclusive and can be used by anybody.



Here are what the doorways of these bathrooms look like:



These symbols will tell you which bathroom is which:



Women's



Men's



All the bathrooms on the main floor are accessible. They each have one larger stall and automatic sinks. If I need to use the bathroom, I can ask a volunteer for directions.

The theatre building has two floors. If my seats are in the balcony, I will go up to the second floor. If my seats are on the main floor, I never need to go up to the second floor.

There are **two sets of stairs** and **one elevator** to go to the second floor.


Staircase 1 and the elevator are together, across the lobby from the main entrance.




This is what staircase #1 and the elevator look like:



Staircase #2 is beside the main entrance. This is what it looks like from different angles:



This is what the second floor looks like coming from the elevator or staircase #1:



This is what the second floor looks like coming from staircase #2:



There are two bathrooms on the second floor. They are near the front stairway. One is for Women. One is for Men. These bathrooms do not have accessible stalls and the sinks have taps I need to twist.

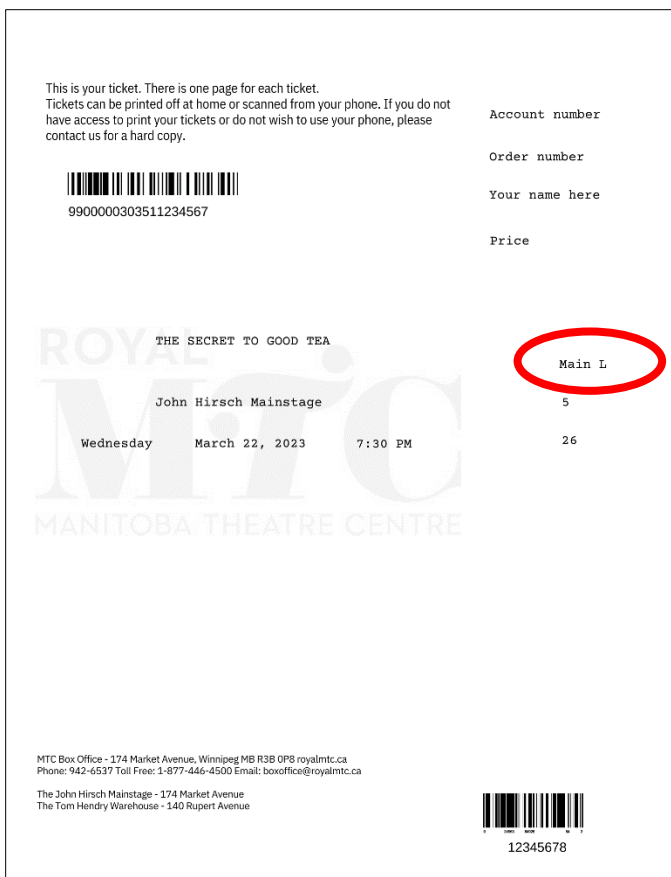


If I need to use the bathroom, I can ask a volunteer for directions.

Thirty (30) minutes before the play begins, I can leave the lobby and go into the theatre. If I would like to stay in the lobby a little longer, I can.

I **must** go into the theatre when I hear over the speakers three bells and a man's voice saying that "curtain time in 5 minutes." This means there are 5 minutes until the show.


I will look at my ticket to see which door I enter through.




The volunteer at the entrance doors to the theatre is called the **usher**.

The usher will help me figure out which entrance door to use by looking at my ticket and matching it to the signs that hang beside each entrance.

There are two entrance doors to the theatre on the main floor, Main Left and Main Right:



There are two more entrance doors on the second floor, Balcony Left and Balcony Right:



In The Theatre

When I enter the theatre, the usher will give me a book called a program. A program has pictures of the actors and other information about the play.

The theatre is the room where I will watch the play. There is a stage at the front of the room where the play will take place.

This is what the audience will look like on the main floor:

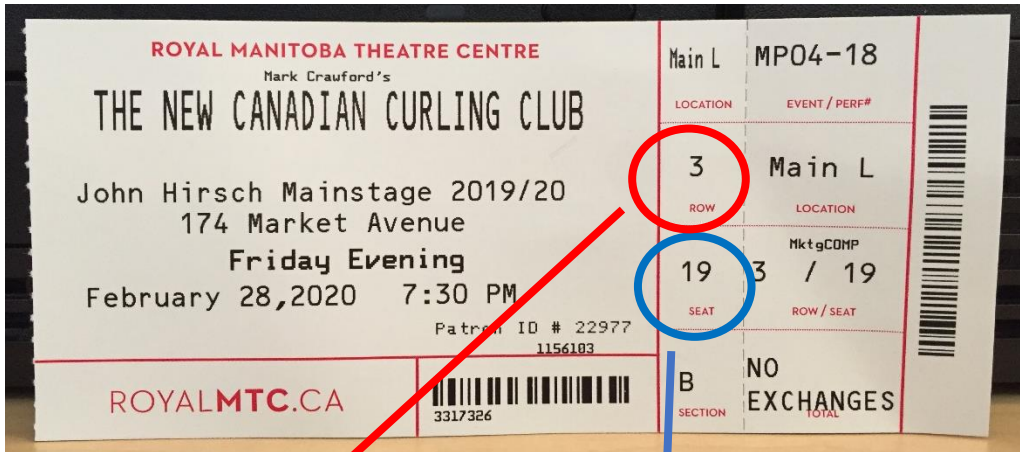


This is what the audience will look like on the balcony:



I will go into the theatre and find my seat. There are rows of chairs where I will sit. This area is called the audience.

My seat number is typed on my ticket. If I need help finding my seat, the usher will help me. I might have to go down some stairs to get to my seat.



The row number is on the end of the row. The seat number is on each seat.

Other people will also be arriving and finding their seats. It is important to keep my feet on the floor when I sit down.

We will all sit together in the audience and watch the play.



I will know that the play is going to start because the lights over the audience will dim and there will be an announcement over the speakers to turn off cell phones.

During the show, the lights in the audience will be off except for dim light in the aisles. The stage will be lit with lights that can change colour and get brighter or darker. The lights might turn off completely for a short time during the show. This is called a blackout. It will only last a few seconds.

It is now time to stop talking and watch the play!

General notes about plays

During the play, a group of actors will perform a story. It is their job to make everything that happens seem very real, but they are pretending.

This means that there might sometimes be yelling between the actors. In some shows they might curse or swear. This is all pretend.

In some shows actors might fight with their bodies or weapons. This violence is also all pretend. Nobody is really getting hurt.

Actors might pretend to drink alcohol or use marijuana in some shows. These are fake alcohol and drugs.

I will hear noises through the speakers in the theatre. These noises are sound effects – they are not real. If the noises are too loud, I can cover my ears or bring headphones from home to wear.

Most plays, but not all of them, have an intermission about halfway through. This is a 20-minute break in the middle of the show. I can find out if the performance I'm going to will have an intermission before I come by looking at the MTC website, calling the box office, or asking once I get there.

If I have questions or comments about the play, I can talk with my friends or family after the play is over.

At the end of the play, the actors will bow and people will show they appreciate the performance by clapping their hands. If this is too loud for me, I can cover my ears. I can join in the clapping, but do not have to.

When they are finished clapping, the lights will come back on and everyone will leave the theatre. The aisles might be crowded as we all exit.

If I want to learn more about the actors or the story, I can look at the Ovation program. If I want more details about the world of the play, I can look at the Enrichment Guide online here: <https://royalmtc.ca/Education-Outreach/Resources/Study-Guides.aspx>

If I have questions about accessibility for a show, I can contact Ksenia Broda-Milian, Royal MTC's Education and Enrichment Manager, by phoning 204 954 6413 or email kbrodamilian@royalmtc.ca